






Date	Shift	Time	Incinerable Waste (Yellow Bags)						Autoclavable Waste			
			Cytotoxic Bags		Yellow Bags		Red Bags		White		Blue	
												
			Nos		Kgs		Nos		Kgs		Nos	
3/1/2019	Mor	8:35	1	2.89	7	130	12	258.77	2	8.89	4	61.92
	Eve	2:00	0	0	2	17.7	3	38.43	1	0.6	1	7.7
3/2/2019	Mor	8:19	1	5.07	8	173.29	23	524.64	2	13.39	2	19.69
	Eve	1:50	0	0	2	23.43	3	28.09	1	1.75	2	17.02
3/3/2019	Mor	10:50	1	3.28	11	168.96	13	245	2	3.78	5	56.96
	Eve	0:00	0	0	0	0	0	0	0	0	0	0
3/4/2019	Mor	8:20	1	4.31	8	162.35	9	185.08	3	9.12	6	68.16
	Eve	2:05	0	0	2	17.68	2	6.12	1	1.08	1	9.77
3/5/2019	Mor	8:20	1	2.02	10	212.75	16	360.26	2	7.02	4	39.49
	Eve	2:10	0	0	3	36.75	3	34.11	0	0	0	0
3/6/2019	Mor	8:15	1	6.55	9	168.88	12	264.01	3	9.04	4	43.84
	Eve	2:05	0	0	2	17.28	2	29.37	0	0	0	0
3/7/2019	Mor	8:10	1	2.54	8	165.58	15	327.88	2	6.03	4	44.08
	Eve	1:30	1	2.26	2	24.11	3	28.73	2	6.41	0	0
3/8/2019	Mor	8:30	1	5.33	8	172.65	15	345.72	3	11.97	2	27.72
	Eve	1:45	0	0	2	22.68	3	44.76	1	1.88	1	10.03
3/9/2019	Mor	8:20	1	4.4	10	219.83	15	282.53	2	4.21	3	36.69
	Eve	1:40	0	0	2	26.34	2	20.59	1	2.21	1	12.19
3/10/2019	Mor	10:15	1	5.83	10	145.6	17	333.14	2	5.06	3	34.35
	Eve	0:00	0	0	0	0	0	0	0	0	0	0
3/11/2019	Mor	8:35	0	0	8	148.75	10	168.25	2	6.04	6	59.96
	Eve	2:00	0	0	2	14.47	2	19.06	1	2.89	2	17.63
3/12/2019	Mor	8:20	1	3.72	9	187.18	15	316.95	2	4.49	5	51.19
	Eve	2:10	0	0	2	11.87	2	17.29	1	0.74	1	2.3
3/13/2019	Mor	8:25	1	3.08	9	161.87	17	361.05	2	6.04	4	47.76
	Eve	2:00	0	0	3	39.38	8	64.8	1	1.09	3	24.96
3/14/2019	Mor	8:30	1	3.29	8	147.88	14	306.56	3	7.93	3	36.22
	Eve	1:55	0	0	2	25.56	4	42.64	1	1.07	0	0
3/15/2019	Mor	8:30	1	5.66	9	138.65	15	295.33	3	7.85	4	42.46
	Eve	2:15	0	0	2	26.38	3	34.13	0	0	2	10.31
3/16/2019	Mor	8:25	1	1.91	9	190.45	16	357.21	2	6.97	5	51.73
	Eve	1:50	0	0	2	14.27	3	36.42	1	5.01	2	8.37
3/17/2019	Mor	10:25	1	5.34	9	191.45	13	350.99	3	6.2	3	30.28
	Eve	0:00	0	0	0	0	0	0	0	0	0	0
3/18/2019	Mor	8:15	0	0	7	124.96	11	223.52	2	5.83	8	93.95
	Eve	2:25	1	3.19	1	12.85	2	30.55	1	2.16	1	12.67
3/19/2019	Mor	8:10	1	2.94	10	192.56	15	312.95	1	2.35	2	16.29
	Eve	2:00	0	0	3	39.08	3	36.84	1	3.78	1	4.5
3/20/2019	Mor	8:15	0	0	8	148.52	17	362.82	3	10.6	2	24.77
	Eve	1:25	0	0	2	19.29	2	24.41	1	2.57	1	3.06
3/21/2019	Mor	8:19	0	0	8	178.61	15	317.57	2	5.27	9	74.23
	Eve	0:00	0	0	0	0	0	0	0	0	0	0
3/22/2019	Mor	8:24	0	0	6	106.21	10	183.15	2	4.88	2	21.51
	Eve	1:30	0	0	2	7.74	2	22.41	1	1.14	2	8.37
3/23/2019	Mor	8:20	0	0	9	189.27	18	389.29	3	8.86	4	35.66
	Eve	12:35	0	0	2	12.37	3	23.51	1	2.17	1	15.58
3/24/2019	Mor	8:18	0	0	10	170.8	14	353.05	2	14.82	4	41.22
	Eve	0:00	0	0	0	0	0	0	0	0	0	0
3/25/2019	Mor	8:20	0	0	8	127.36	13	258.09	3	6.83	7	52.66
	Eve	12:30	0	0	1	12.56	2	22.98	2	7.19	3	28.95
3/26/2019	Mor	8:20	0	0	10	159.42	15	346.95	2	7.87	6	43.81
	Eve	1:45	0	0	2	16.51	2	31.52	1	1.35	2	19.76
3/27/2019	Mor	8:10	0	0	7	134.22	14	315.62	2	5.34	3	49.97
	Eve	1:30	1	2.75	2	13.73	3	21.82	1	1.34	2	16.78
3/28/2019	Mor	8:10	1	4.35	10	183.94	14	334.15	2	6.76	3	31.83
	Eve	1:50	0	0	2	20.89	3	32.3	2	5.84	1	9.91
3/29/2019	Mor	8:15	1	2.66	8	153.78	18	369.45	3	10.6	6	56.87
	Eve	1:55	0	0	2	16.12	2	27.38	1	1.61	1	12.29
3/30/2019	Mor	8:05	1	4.38	7	155.91	15	364.23	2	7.44	3	39.12
	Eve	1:50	0	0	2	14.47	2	25.91	1	1.48	2	18.45
3/31/2019	Mor	10:10	1	4.51	7	173.1	16	348.59	1	1.24	3	34.76
	Eve	0:00	0	0	0	0	0	0	0	0	0	0
<b>Total</b>			<b>Total Bags</b>	<b>Total Cytotoxic Weight</b>	<b>Total Bags</b>	<b>Total Yellow Weight</b>	<b>Total Bags</b>	<b>Total Red Weight</b>	<b>Total Bags</b>	<b>Total(Containers) Metal sharps Weight</b>	<b>Total Bags</b>	<b>Total(Cardboard boxes) Glass sharp</b>
	Mor		21	84.06	265	5084.78	452	9762.8	70	222.72	129	1369.15
	Eve		3	8.2	51	503.51	69	744.17	25	55.36	33	270.6
	<b>G. Total</b>		<b>24</b>	<b>92.26</b>	<b>316</b>	<b>5588.29</b>	<b>521</b>	<b>10506.97</b>	<b>95</b>	<b>278.08</b>	<b>162</b>	<b>1639.75</b>

Vendor Name:

BIOTIC WASTE LIMITED

Vehicle No: H.R 55 - 1374

Morning  
Evening

16523.51  
1581.84

G. Total

18105.35